



Authorizing Netrivals to use Amazon MWS on your behalf

Guide





CONTENTS

About Netrivals: our team and network, p. 3

- Netrivals' team and technology
- A partner to help you succeed

How to authorize Netrivals to use Amazon MWS on your behalf, p. 4

- What is Amazon MWS?
- Steps to authorize the usage of your Amazon MWS



About Netrivals: our team and framework

Netrivals' team and technology

Netrivals is formed by a team of more than 50 professionals who help hundreds of e-commerce businesses worldwide achieve their objectives. The combination of our team with our **technology of recognition of images and attributes**, which can find product data in both **marketplaces, direct web, and comparison shopping engines**, makes Netrivals the perfect partner for our customers.



+50
Employees



+200
Customers



16
Countries



+400M
Products

A partner to help you succeed

Having a comprehensive view of what is going on with rivals' products prices and the context where they exist is the key to success. That is why we are locating all e-commerce products in the world. In fact, our systems **daily track and update the prices of +400M products from +30K stores across +50 countries** to provide our customers with useful pricing insights across industries in the marketplace. Data collected includes product prices, stock, pictures, titles and references to find potential matches among competing product catalogs. Thanks to the data provided by the competitive analysis software, you can also improve your main e-commerce KPIs: **Price Index (PI), profit margin and conversions.**



How to authorize Netrivals to use Amazon MWS on your behalf

What is Amazon MWS?

Amazon offers to its marketplace sellers the opportunity to automate some of the operations of their stores. One option is to receive notifications every time the price of a product you sell in Amazon is changed by your competition.

In order to take advantage of this functionality, you have to use an [Amazon MWS developer](#) provider.

Netrivals is registered as an Amazon MWS developer and has the capability to process an umpteen number of price changes on a very regular basis.

However, in order to be able to do this, you have to authorize Netrivals to make calls to Amazon MWS on your behalf. Once Netrivals is authorized to do it, millions of daily price changes will be processed automatically by its systems and will be directly at your disposal.

If you are selling through Amazon in more than one region, you need to authorize Netrivals for each region you are operating in. Currently, Amazon has defined the following regions:

- **North America region:** US, Mexico, Canada and Brazil marketplaces.
- **Europe Region:** Germany, Spain, France, UK, Italy, Netherlands, Turkey, UAE, Egypt, Saudi Arabia and India markets.
- **Far East Region:** Singapore, Australia and Japan markets.

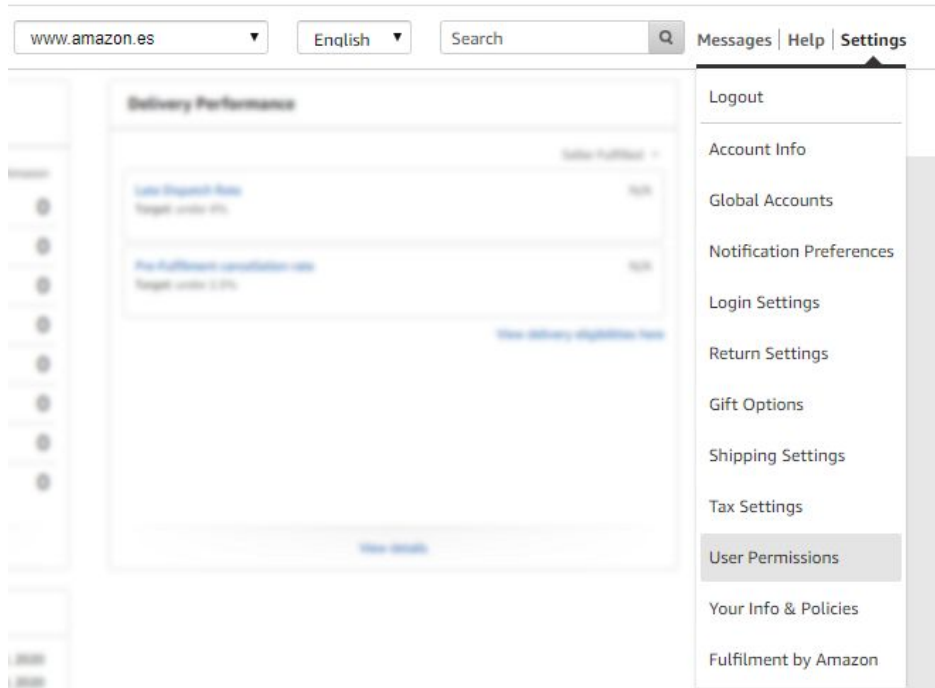
The process of enabling authorization is very simple. You just need to follow these few steps.



How to authorize Netrivals to use Amazon MWS on your behalf

Steps to authorize the usage of your Amazon MWS

Step 1. [Log in](#) to your Amazon Seller account. Go to **Settings** and click **User Permission**.



Step 2. In the **Third-party developer and apps** section, click **Visit Manage Your Apps**.

Third-party developer and apps

To authorise a new developer, or to manage your authorised third-party developers and apps, visit the Manage Your Apps page by clicking below

[Visit Manage Your Apps](#)

Amazon MWS Developer Access Keys

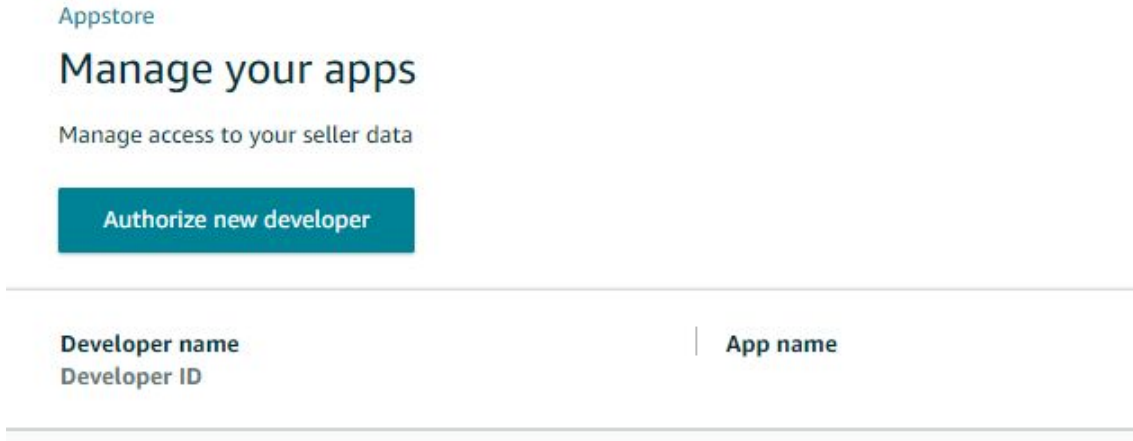
To register as a developer, or to view your API Access keys, visit the Developer Credentials page by clicking below

[Visit Developer Credentials](#)



How to authorize Netrivals to use Amazon MWS on your behalf

Step 3. Next, click **Authorize new developer**.



Step 4. Then, input the **developer name and ID** and click Next.

For North America region, Netrivals' developer data is:

- Developer name: **Netrivals**
- Developer ID:

For Europe region, Netrivals' developer data is:

- Developer name: **Netrivals**
- Developer ID: **014708126158**

For Far East region, Netrivals' developer data is:

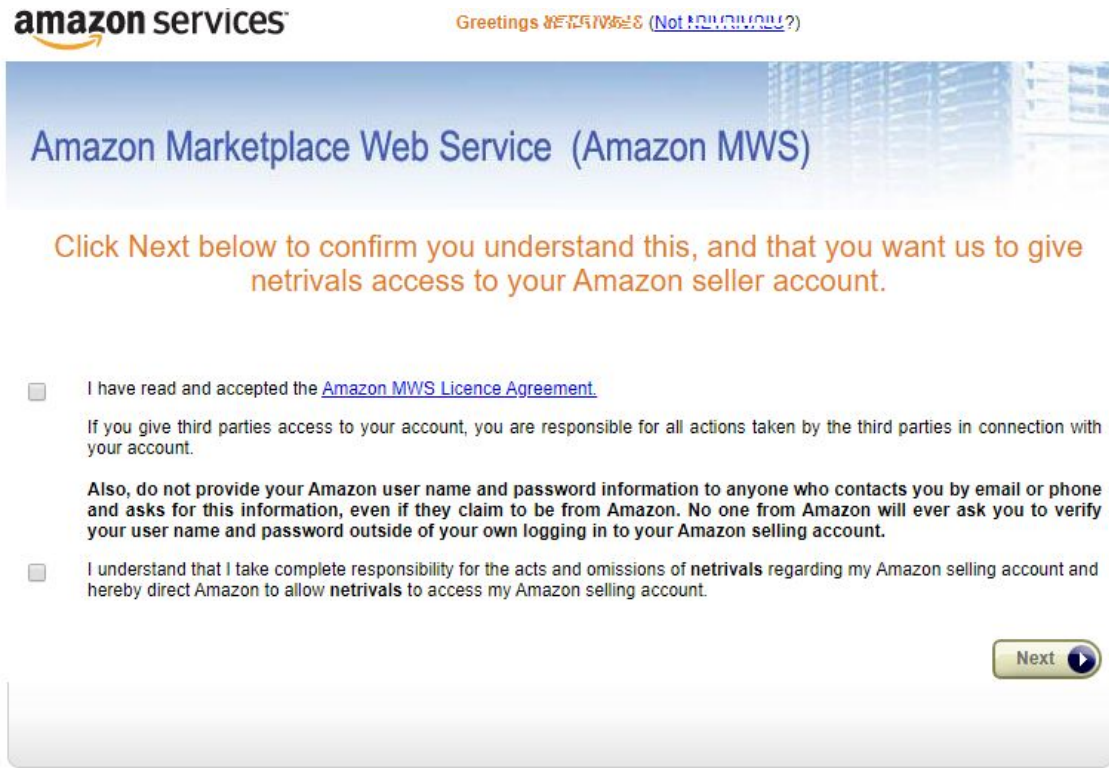
- Developer name: **Netrivals**
- Developer ID: **095148888199**





How to authorize Netrivals to use Amazon MWS on your behalf

Step 5. **Confirm** Amazon terms and click **Next**.



amazon services Greetings 你好/您好 (Not 你好/您好?)

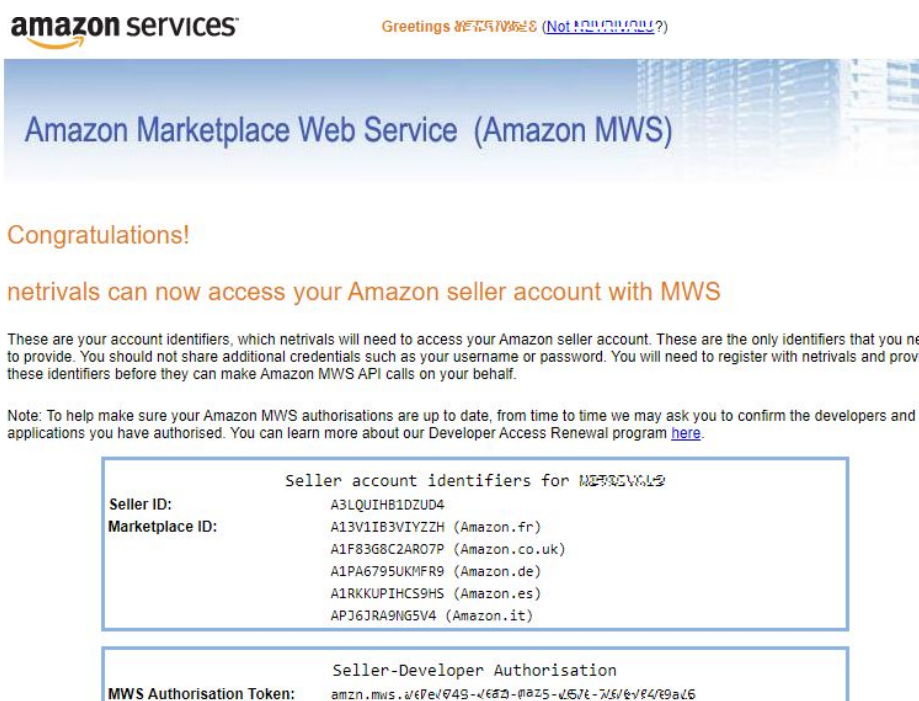
Amazon Marketplace Web Service (Amazon MWS)

Click Next below to confirm you understand this, and that you want us to give netrivals access to your Amazon seller account.

- I have read and accepted the [Amazon MWS Licence Agreement](#).
If you give third parties access to your account, you are responsible for all actions taken by the third parties in connection with your account.
Also, do not provide your Amazon user name and password information to anyone who contacts you by email or phone and asks for this information, even if they claim to be from Amazon. No one from Amazon will ever ask you to verify your user name and password outside of your own logging in to your Amazon selling account.
- I understand that I take complete responsibility for the acts and omissions of netrivals regarding my Amazon selling account and hereby direct Amazon to allow netrivals to access my Amazon selling account.

[Next](#)

Step 6. Congratulations! Please mail us with your **account identifiers** and we will set up everything for you.



amazon services Greetings 你好/您好 (Not 你好/您好?)

Amazon Marketplace Web Service (Amazon MWS)

Congratulations!

netrivals can now access your Amazon seller account with MWS

These are your account identifiers, which netrivals will need to access your Amazon seller account. These are the only identifiers that you need to provide. You should not share additional credentials such as your username or password. You will need to register with netrivals and provide these identifiers before they can make Amazon MWS API calls on your behalf.

Note: To help make sure your Amazon MWS authorisations are up to date, from time to time we may ask you to confirm the developers and applications you have authorised. You can learn more about our Developer Access Renewal program [here](#).

Seller account identifiers for 你好/您好	
Seller ID:	A3LQUIHB1DZUD4
Marketplace ID:	A13V1IB3VIYZZH (Amazon.fr)
	A1F8368C2AR07P (Amazon.co.uk)
	A1PA6795UK1FR9 (Amazon.de)
	A1RKKUPIHCS9HS (Amazon.es)
	AP36JRA9NG5V4 (Amazon.it)

Seller-Developer Authorisation	
MWS Authorisation Token:	amzn.mws.467e4945-4682-4825-467e-7676499a46

Guide

Authorizing Netrivals to use Amazon MWS on your behalf

